



Tag	Note	Picture
AHU-1	Plate	
AHU-1	Picture of unit	

AHU-1

Flex return



AHU-1

Fan



AHU-1



Burner



AHU-1

Disconnect



Tag	Note	Picture
AHU-2	Picture of unit	 A photograph showing the exterior of a blue, rectangular air handling unit (AHU) installed in a mechanical room. The unit is mounted on a wall and has several pipes and electrical conduits connected to it. A white electrical conduit is visible on the right side of the unit. The surrounding area includes other pipes and some debris.
AHU-2	Coil	 A photograph showing the interior of the AHU. The view is looking down into a rectangular chamber where a large, corrugated metal coil is visible. The coil appears to be dirty and has a brownish, rust-like coating on its surface. The metal walls of the chamber are also visible, showing some wear and tear.

AHU-2

Discharge



AHU-2

Disconnect

